



Local Governments
for Sustainability

Elaboration of GHG inventories by local and regional governments

*Insights on data availability and
quality*

Carla Mariño
Cesar Carreño

ICLEI World Secretariat



Background



CDP-ICLEI Unified Reporting System



Local Governments
and Municipal
Authorities
- UNFCCC



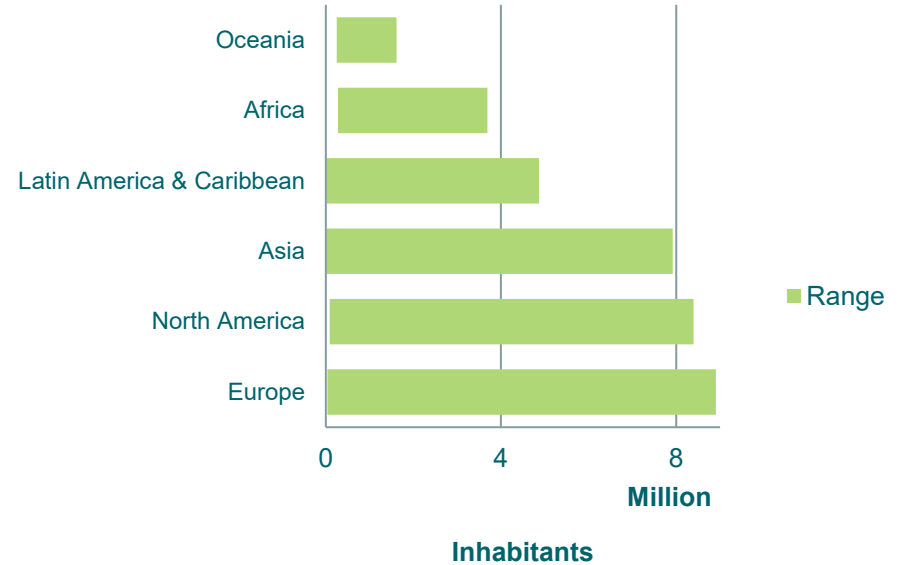
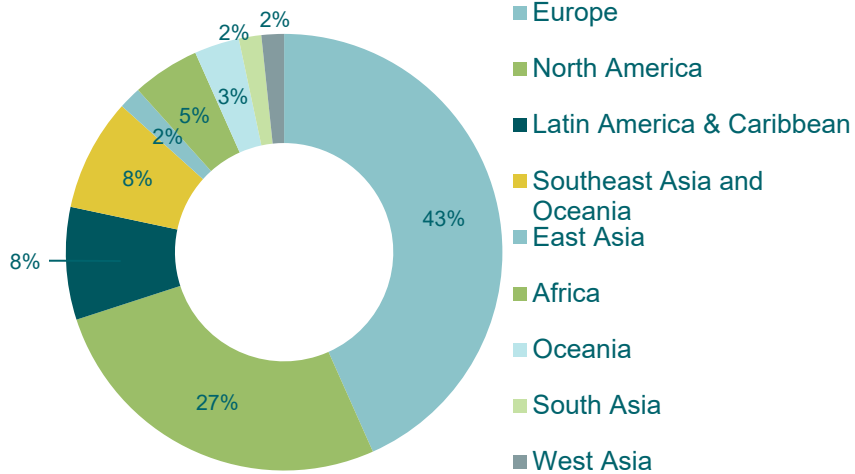
CDP and ICLEI's Unified Reporting System makes for simpler reporting and stronger data.



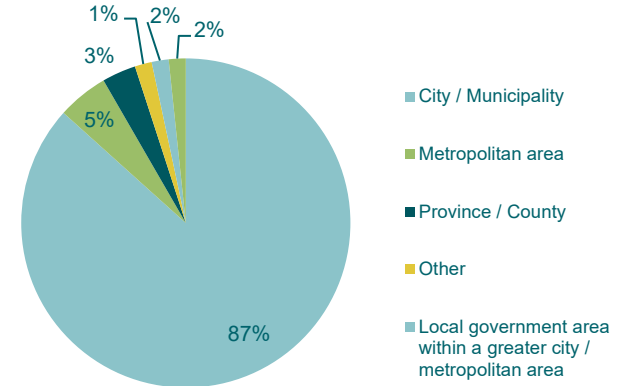
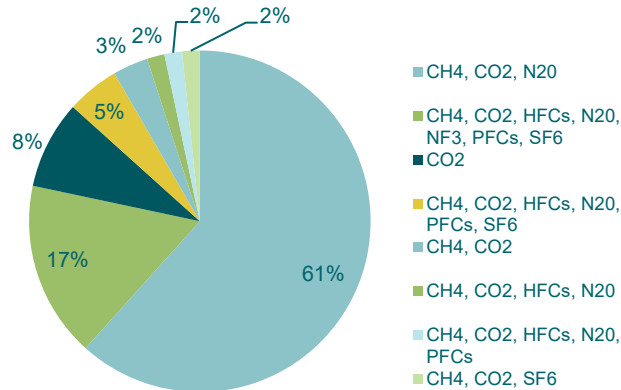
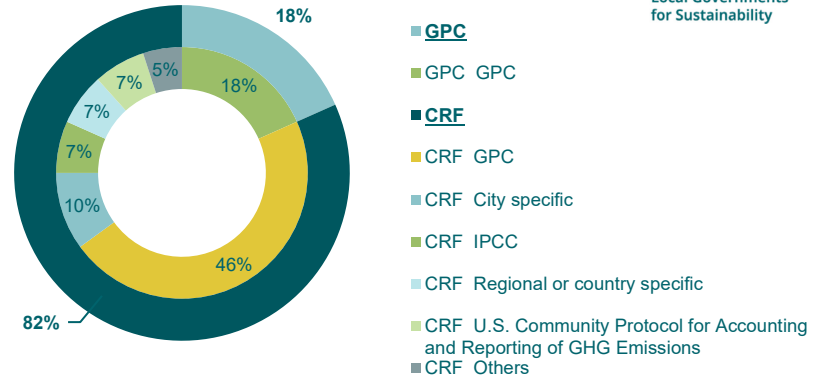
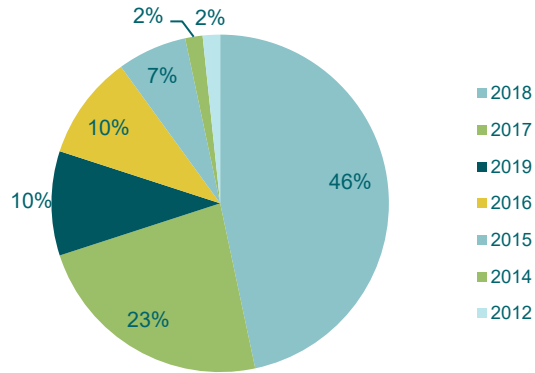
Introduction



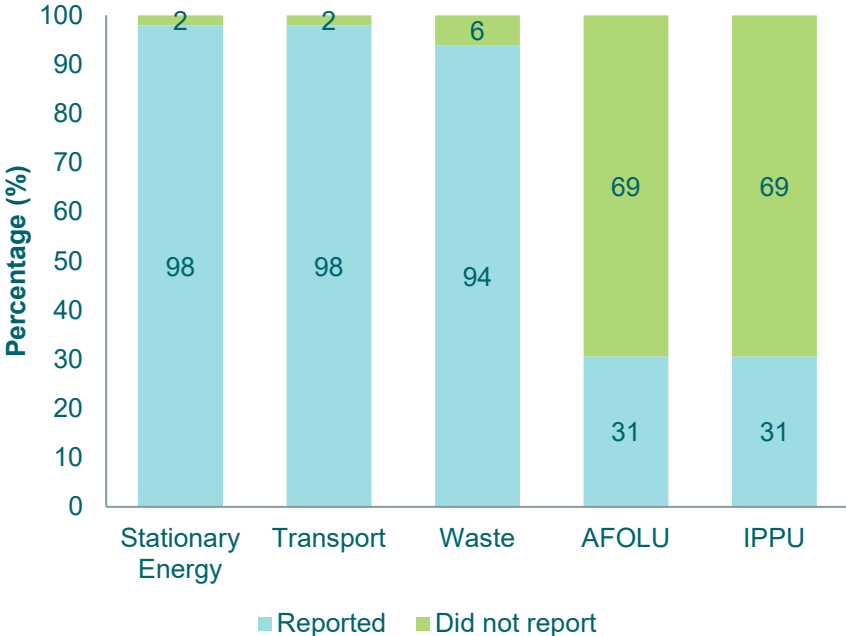
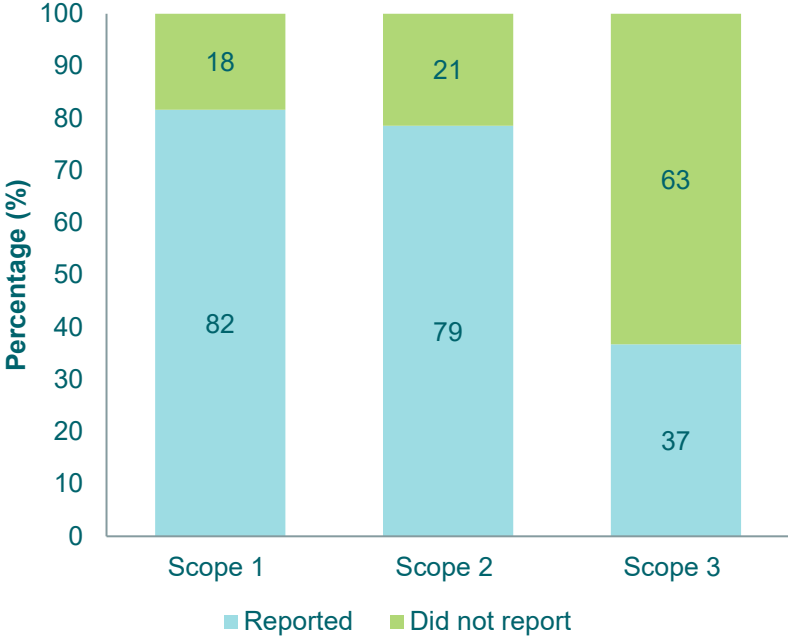
Description



Description



Completeness



Insights on data quality and availability



Insights on data quality and availability

-Scope 1 emissions

Quality assessment

- Detailed activity data (high)
- Modeled activity data using robust assumptions (medium)
- Highly-modeled or uncertain activity data (low)

Data Sources

- National-level institutions (energy, statistics)
- Regional-level institutions (environment, transport)
- Local-level institutions (waste)
- Industry
- Academia



Stationary Energy

Reported issues

- Lack of **disaggregated data**
- Lack of **access to data**



Approaches

- Scale down regional/national data
 - Population
 - Industrial GDP

*Residential
Commercial
Institutional
Manufacturing &
industries*



Fugitive emissions



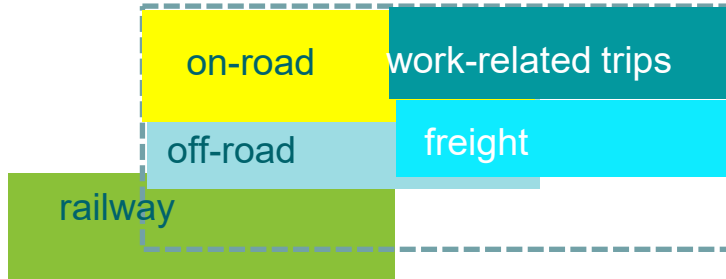
Transport

Reported issues

- Lack of **disaggregated data**
- Lack of **data**



On-road
Railway
Off-road



Waterborne nav.
Aviation

Private ships
Cargo ships
Private and public aircrafts



Approaches

- Scale down regional/national data
 - Population
 - Other resident information
 - Sector growth rates
- Estimation of sub-sectoral shares
 - Data from previous years
- Included elsewhere
- Projected from older emissions data



Waste

Reported issues

- Lack of **data**
- Lack of **disaggregated data**
- Lack of **access to data**



Approaches

- Scale down regional/national data on waste generation
 - Population
- Not estimated
- Scale down regional/national emissions data
 - Population
 - Industry type
 - Treatment type

*Solid waste
treatment*

Composition of waste
Shares of landfill disposal
Landfill information
Direct emissions data

*Wastewater
treatment*



AFOLU

Reported issues

- Lack of **data**



Approaches

- Project data from different years
- Estimate data with
 - Local agricultural statistics
 - Land cover data
 - Agricultural practices info
- Scale down regional/national emissions data
 - Number of existing animals
 - Local land use changes
 - Ratios of the city's cropland and grassland to national areas



IPPU

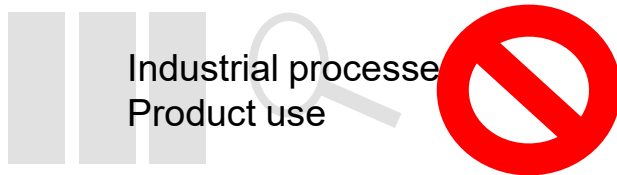
Reported issues



Approaches

- Lack of **data**
- Lack of **access to data**
- **Uncertainty of data** collected through **surveys**

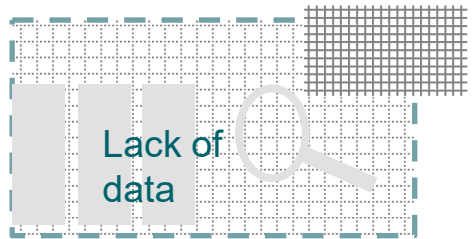
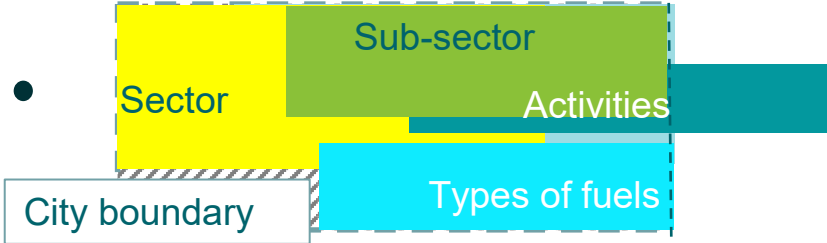
- Scale down regional/national emissions data
 - Population
- Surveys



Conclusions*



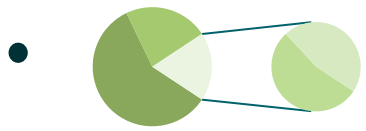
Insights



All sectors

- 

*Waste
Transport
IPPU*



All sectors



THANK YOU!

carla.marino@iclei.org

